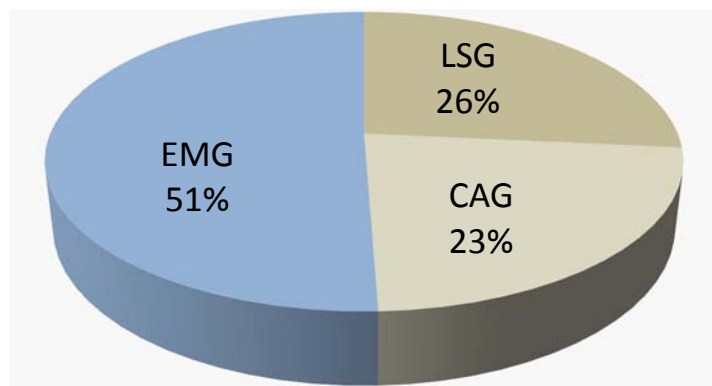


# Q1-11 AGILENT REVENUE DISTRIBUTION BY SEGMENT & END MARKET

Q1'11 Revenue = \$1.52B

**Agilent Q1'11  
Segment Revenues**

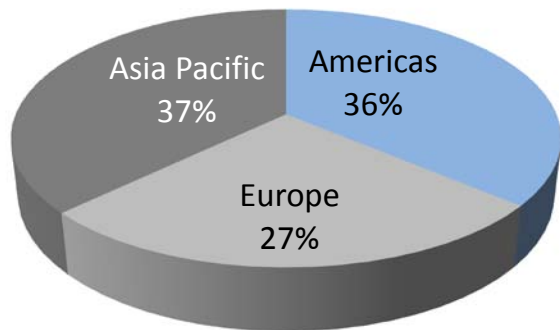


<b>End Markets</b>	<b>Q1'11 % of Agilent</b>
Industrial, Comps & Semi	21%
Communications Markets	19%
Pharma & Biotech	15%
Chemical and Energy	13%
Aerospace & Defense	11%
Forensics/Environmental	9%
Academia and Government	7%
Food	6%

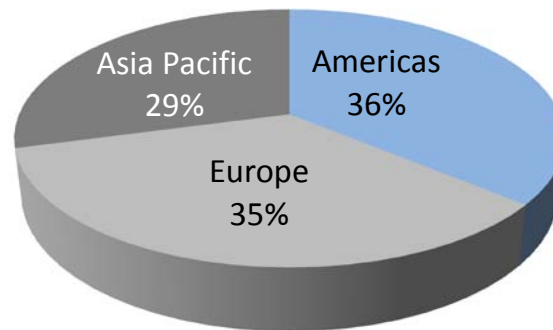
Provided on a best estimate basis.

# Q1-11 AGILENT REVENUE DISTRIBUTION BY GEOGRAPHY

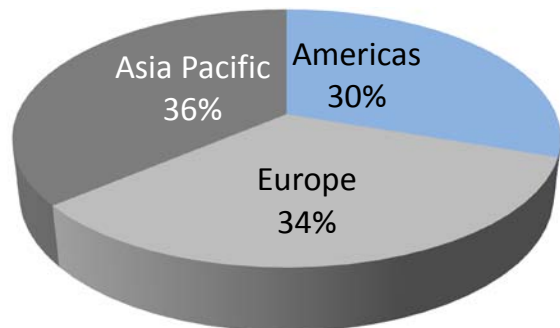
## Agilent



## LSG



## CAG



## EMG

